

# Installation Guide

10/100Mbps Desktop Switch

TL-SF1005D/TL-SF1008D  
TL-SF1016D/TL-SF1024M

## LED Explanation

### Power

On: Power on  
Off: Power off

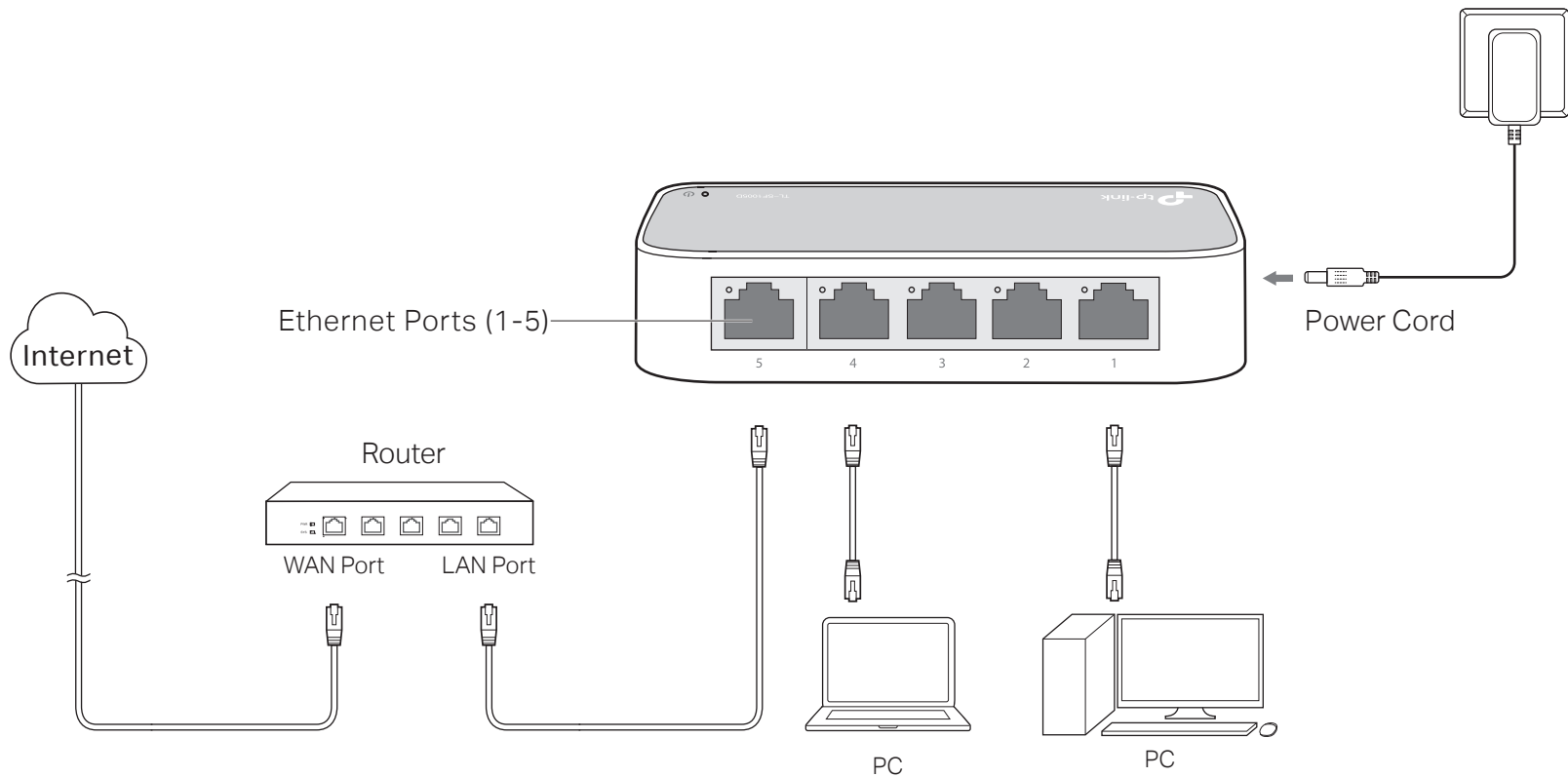
### Link/Act

On: Link present but no activity  
Flashing: Transmitting/receiving data  
Off: No link

Package Contents: Switch, Power Adapter and Installation Guide.

## Connection

For simplicity, we will take TL-SF1005D for example throughout this Guide.



# Frequently Asked Questions (FAQ)

## Q1. The Power LED is not lit.

The Power LED should be lit when the power system is working normally. If the Power LED is not lit, please check as follows:

- A1:** Make sure the power cord is connected to the switch with power source properly.
- A2:** Make sure the voltage of the power supply meets the requirements of the input voltage of the switch.
- A3:** Make sure the power source is ON.

## Q2. The Link/Act LED is not lit when a device is connected to the corresponding port.

It is recommended that you check the following items:

- A1:** Make sure that the cable connectors are firmly plugged into the switch and the device.
- A2:** Make sure the connected device is turned on and working well.
- A3:** The cable must be less than 100 meters long (328 feet).



For more information, please visit our website:  
<http://www.tp-link.com>

# Specifications

## General Specifications

|                       |  |
|-----------------------|--|
| Standard              | IEEE 802.3, IEEE 802.3i, IEEE 802.3u, IEEE 802.3x  |
| Protocol              | CSMA/CD  |
| Interface             | 5/8/16/24 10/100Mbps Auto-Negotiation RJ45 Ports   |
| Network Media (Cable) | 10BASE-T: UTP category 3, 4, 5 cable (≤100m)<br>EIA/TIA-568 100Ω STP (≤100m)<br>100BASE-TX: UTP category 5, 5e cable (≤100m)<br>EIA/TIA-568 100Ω STP (≤100m) |
| LED indicators        | Power, Link/Act LEDs   |
| Data Transfer Rate    | Ethernet: 10Mbps (Half Duplex), 20Mbps (Full Duplex)<br>Fast Ethernet: 100Mbps (Half Duplex), 200Mbps (Full Duplex)  |
| Transfer Method       | Store-and-Forward  |
| MAC Address Learning  | Automatically learning, automatically aging  |
| Frame Filter Rate     | 10Base-T: 14880pps/Port<br>100Base-Tx: 148800pps/Port  |
| Frame Forward Rate    | 10Base-T: 14880pps/Port<br>100Base-Tx: 148800pps/Port  |

## Environmental and Physical Specifications

|                       |                                    |
|-----------------------|------------------------------------|
| Operating Temperature | 0 °C to 40 °C (32 °F to 104 °F)    |
| Storage Temperature   | -40 °C to 70 °C (-40 °F to 158 °F) |
| Operating Humidity    | 10% to 90%RH non-condensing        |
| Storage Humidity      | 5% to 90%RH non-condensing         |

## FCC STATEMENT

This equipment has been tested and found to comply with the limits for a Class B digital device, pursuant to part 15 of the FCC Rules. These limits are designed to provide reasonable protection against harmful interference in a residential installation. This equipment generates, uses and can radiate radio frequency energy and, if not installed and used in accordance with the instructions, may cause harmful interference to radio communications. However, there is no guarantee that interference will not occur in a particular installation. If this equipment does cause harmful interference to radio or television reception, which can be determined by turning the equipment off and on, the user is encouraged to try to correct the interference by one or more of the following measures:

- Reorient or relocate the receiving antenna.
- Increase the separation between the equipment and receiver.
- Connect the equipment into an outlet on a circuit different from that to which the receiver is connected.
- Consult the dealer or an experienced radio/ TV technician for help.

This device complies with part 15 of the FCC Rules. Operation is subject to the following two conditions:

- 1) This device may not cause harmful interference.
- 2) This device must accept any interference received, including interference that may cause undesired operation.


Any changes or modifications not expressly approved by the party responsible for compliance could void the user's authority to operate the equipment.

## BSMI Notice

安全諮詢及注意事項

- 請使用原裝電源供應器或只能按照本產品注明的電源類型使用本產品。
- 清潔本產品之前請先拔掉電源線。請勿使用液體、噴霧清潔劑或濕布進行清潔。
- 注意防潮，請勿將水或其他液體潑灑到本產品上。
- 插槽與開口供通風使用，以確保本產品的操作可靠並防止過熱，請勿堵塞或覆蓋開口。
- 請勿將本產品置放於靠近熱源的地方。除非有正常的通風，否則不可放在密閉位置中。
- 請不要私自打開機殼，不要嘗試自行維修本產品，請由授權的專業人士進行此項工作。

## Safety Information

 Use only power supplies which are provided by manufacturer and in the original packing of this product.



## CE Mark Warning

This is a class B product. In a domestic environment, this product may cause radio interference, in which case the user may be required to take adequate measures.

**Industry Canada Statement**  
CAN ICES-3 (B)/NMB-3(B)



## SAFETY NOTICES

### ⚠ Cautions

Do not use this product near water, for example, in a wet basement or near a swimming pool.

Avoid using this product during an electrical storm. There may be a remote risk of electric shock from lightning.

## Explanation of the symbols on the product label

|   |  |
|---|--|
|  | DC voltage   |
|  | RECYCLING<br>This product bears the selective sorting symbol for Waste electrical and electronic equipment (WEEE). This means that this product must be handled pursuant to European directive 2012/19/EU in order to be recycled or dismantled to minimize its impact on the environment.<br>User has the choice to give his product to a competent recycling organization or to the retailer when he buys a new electrical or electronic equipment |